

# celebrateplay VISUAL TIMETABLE

***Hi there, Erin here.***

Thank you so much for downloading this product. I am passionate about providing you with pretty and practical resources that support you when organising play for the early learners in your home.

Purchasing this resource grants you permission for single personal or homeschool use ONLY. You may NOT share or upload this resource in any way. You may save a copy of this resource onto your personal devices, but they cannot be shared with others or on school drives where other educators have access to the resource. If you love this resource as much as we do and you want your family and friends to have their own copy, please refer them to our website to obtain a copy.

[www.celebrateplay.com.au](http://www.celebrateplay.com.au)

You can find more of our **FREE** resources at <http://www.celebrateplay.com.au/library>

celebrateplay is an online learning space supporting parents with early learning play ideas and 'play organisation' inspiration. Learn more:

[www.celebrateplay.com.au](http://www.celebrateplay.com.au)

[www.facebook.com/celebrateplay](https://www.facebook.com/celebrateplay)

<https://www.facebook.com/groups/celebrateplay/?ref=bookmarks>

Email - [hello@celebrateplay.com.au](mailto:hello@celebrateplay.com.au)

# celebrateplay VISUAL TIMETABLE

## HOW TO USE

1. Print the visual timetable onto your chosen medium (paper, cardstock).
2. Laminate and cut cards to individual sizes or cut cards to individual sizes, laminate and cut again (whichever method you prefer).
3. This is where you get to be creative and get your 'custom jam' on because you can personalise your timetable to meet the needs of your family. Eg. Add photos of your early learners doing each task, write the task in with a whiteboard marker and wipe off as necessary, add stickers (for a more permanent style), drawings or even add magnets (need to purchase magnetic strips).
4. Then place the cards into chronological order to match your daily schedule. This is easier when the day has been planned ahead of time.

Cards are designed for you to use in a way that works for your family.

Enjoy and if your family is loving the visual timetable, we would love to hear all about it

Email – [hello@celebrateplay.com.au](mailto:hello@celebrateplay.com.au)

**Wake Up**



**Daily 5**  
(Morning Jobs)



**Morning  
Play**



**Outing**



**Outdoor  
Play**



**Fun with  
friends**



**DAT's**



**Read  
with Me**



**Sit with  
Me**



**Pack Away  
With Me**




**PBLS  
Time**




**Circle  
Time**







**Breakfast**



**Morning Tea**




**Lunch**



**Afternoon Tea**




**Dinner**



**Dessert**







**Nap Time**



**Brush  
Teeth**




**Brush  
Teeth**



**Goodnight**



**Brush  
Hair**



**Bath/Shower**



**QOTD**



**Music &  
Movement**



**Kids in the  
Kitchen**



**Small  
World Play**



**Sensory  
Play**



**Dramatic  
Play**



**Brain  
Break**



**Afternoon  
Play**



**Quiet  
Play**



**Outdoor  
Play**



**Daily 5  
(Afternoon Jobs)**



**Bucket  
Filling**





**School**



**Playgroup**



**Kindergarten**



**Pre-  
school**



**Daycare**



**Homeschool**

