

Choose  
kindness

# Choose kindness

**Kindness:** the quality of being friendly, generous, and considerate (Oxford Dictionary, 2001).

Why Choose Kindness?

- It allows us to connect with one another to build meaningful relationships.
- A way to feel connected
- Provides a sense of happiness
- Experience positive change and so much more.

This package can be used as a wall display and learning tool to deep dive into the concept of kindness. With toddlers, the goal is to walk the walk (role model) and talk the talk (provide them the 'kind' language)...this is spoken and visual to help with making connections.

Print on thick paper or thin paper and laminate for durability.

This package is a growing bundle meaning more resources will be added to it over time. You will need to re-download it each time there has been an update. You will be notified of these updates and advised when to download the updated version.

## WAYS TO USE:

- Create the display together or set it up ahead of time based on what works best for you.
- Engage in discussions on what kindness is, looks like, feels like and how we can be kind. Involve learners in them being scientists and their job is to discover and find ways to be kind.
- Refer to the wall display throughout the day/s to make connections
- Print off the empty bubbles at the end of this document and add your little one's ideas about kindness to help them understand and practice their new learning.

Tag [@celebrate\\_play](#) with your Walls that Teach displays and stay tuned to our socials to find out when a new theme is added to the Walls that Teach Collection.

**Terms of Use** – This product is only for Project PLAY members. If you love this resource and would like to share it with your friends and family please refer them to the [Project PLAY waitlist](#).

Thank you for your support at celebratePLAY – I am grateful for you!!

*erin*

*kindness walls that teach display*

Print circles onto thick cardboard or laminate for durability. Place them randomly on the wall to create an inviting display.

I know that  
words are  
powerful

Always try to  
see the good  
in other  
people

No act of  
kindness is  
too small

Print circles onto thick cardboard or laminate for durability. Place them randomly on the wall to create an inviting display.

I know  
kindness will fill  
the bucket of  
others

I know  
kindness will  
fill my bucket  
too

Be somebody  
who makes  
everybody feel  
like somebody

*kindness walls that teach display*

Print circles onto thick cardboard or laminate for durability. Place them randomly on the wall to create an inviting display.

...because  
kindness  
matters

I can light up  
the world  
with kindness

Kindness is  
contagious

*kindness walls that teach display*

Print circles onto thick cardboard or laminate for durability. Place them randomly on the wall to create an inviting display.

I know kindness  
doesn't cost  
much but can  
mean a lot

Be the 'I' in KIND

Throw kindness  
like confetti

*kindness walls that teach display*

Print circles onto thick cardboard or laminate for durability. Place them randomly on the wall to create an inviting display.

Build each other  
UP!

Kindness can  
change  
someone's  
WHOLE Day!

#KindnessMatters

*kindness walls that teach display*

Print circles onto thick cardboard or laminate for durability. Place them randomly on the wall to create an inviting display.

Raise them  
KIND




I can light up  
the world  
with kindness

Kind vibes  
only






*kindness walls that teach display*

Add your own kindness ideas to the circles. Print circles onto thick cardboard or laminate for durability. Place them randomly on the wall to create an inviting display.



*kindness walls that teach display*

Add your own kindness ideas to the circles. Print circles onto thick cardboard or laminate for durability. Place them randomly on the wall to create an inviting display.



choose



kindness

celebrateplay

*kindness walls that teach display*

Print this and use as a header.

choose



kindness

celebrateplay

*kindness walls that teach display*

Print this and use as a header.



choose

kindness


celebrateplay

*kindness walls that teach display*

Print this and use as a header.

*kindness walls that teach display*

Print this and use on wall at one end of display.




*kindness walls that teach display*

Print this kindness scientist and use it on wall at one end of display.

*kindness walls that teach display*

Print this and use on wall at one end of display.



*kindness walls that teach display*

Print this kindness scientist and use it on wall at one end of display.

*kindness walls that teach display*

Print this jar and use it on wall at one end of display.

Use it with kindness stones on pages 18-19 to create a sorting activity.

**Kind**



*kindness walls that teach display*

Print this jar and use it on wall at one end of display.

Use it with kindness stones on pages 18-19 to create a sorting activity.

Unkind

smiling

helping

donating

Using  
kind  
words

sharing

giving

Including  
others

Saying  
hello

Waving  
hello

Taking  
turns

*kindness walls that teach display*

Print these kindness stones. Place them in a tray or basket next to the jars on the wall. Put Velcro spots or blutak or tape to secure them to the jars. Adhesive needs to be removable so the resource can be used more than one time.

Cranky  
face

Excluding  
others

Pushing  
in

Pushing  
in

Teasing

Hurting  
others

Keeping  
toys from  
others

Saying  
mean  
words

Doing  
mean  
things

Bullying

*Kindness walls that teach display*

Print the Acts of Kindness calendar and complete on act of kindness daily.

1 Hold the door open for someone	2 Do a chore for someone	3 Leave a note or drawing for someone in your home	4 Plant something	5 Tell a joke	6 Call your grandparents and say hello
7 Bake a treat for a friend or neighbour	8 Send a picture or thank you card to a service member	9 Tell a family member why they are special to you.	10 Make a donation to a local charity	11 Read a book to someone	12 Make someone else's bed
13 Say hello to your family	14 Take turns with a toy	15 Help make dinner	16 Do the kind/unkind sort	17 Teach someone something new	18 Clean up your toys without being asked
19 Give high five to a friend	20 Smile at your family throughout the day	21 Play a game with a family member or friend	22 Share a special toy with someone	23 Feed the birds	24 Tell your parents what you are thankful for
25 Make someone laugh	26 Draw a picture for someone	27 Water the plants	28 Donate a toy to charity	29 You decide	30 Help your parents with a task
31					

You decide					
------------	--	--	--	--	--

*recommended picture book list*

**Have you filled a bucket today?** By Carol McCloud

**Dewey** by Vicki Myron and Bret Witter

**Rainbow Fish** by Marcus Pfister

**You can't win them all** by Marcus Pfister

**Our Granny** by Mem Fox

Drop your recommendations in a DM to me and I will add it to this list.

# Kindness walls that teach display - credits



**Terms of Use** – this package is not to be copied, shared, or redistributed in any form.

It is for Project PLAY members and for personal use only. If you love this resource and would like to share it with your friends and family please refer them to the [Project PLAY waitlist](#) where they will be able to access it when the virtual doors open to the membership next.

**Images and Fonts Used** can not be copied, shared, or redistributed in any form for personal or commercial use.