

Scavenger Hunt

project pack – toddlers and preschoolers

Take on the role of a detective, writer and discover the world around you from following clues, to making discoveries, to writing clues and going on adventures. This pack is part of a growing bundle of Project Packs. I created this resource for the members of the Project PLAY membership as a tool to support them with daily PLAY in their homes.

In this resource you will find:

- 1 x Scavenger Hunt
- 1 x Extension Idea - Writing


- A series of printable resources from walls that teach displays (word wall) to table learning resources to exploring dramatic play when going on a scavenger hunt.
 - A weekly PLAY Planner to plan out the week using these resources.

Our PLAY ideas in this pack are nothing new, they are simple, quick and easy play ideas to boost Language and Literacy, explore the world around us and encourage outdoor play while nurturing the flow of PLAY (by having a project to investigate over time).

I hope this resource is helpful when boosting daily play and nurturing the flow of PLAY in your home.

luv xx

All PLAY activities shared by celebratePLAY & Project PLAY require adult supervision at all times.



Scavenger Hunt

project pack – toddlers and preschoolers

about erin

Hi there!! I'm Erin, teacher (EC and Primary), Mum (of 2), wife, smoothie obsessed, organisational nerd and soon to be your greatest PLAYmate...the one that will share:

- play ideas with you
- the one that will support you in creating play systems and play spaces that fit YOUR life
- the playmate that will celebrate the PLAY wins with YOU and
- the one that will empower YOU to totally rock this motherhood PLAY gig thing - it's a REAL *thing*♡.

play notes

Thank you for becoming our newest, greatest PLAYmate by joining the Project PLAY membership.

This Project Pack is for personal use only and is not to be sold, shared, redistributed in any form. If you love this pack as much as we do and would like your family and friends to have their own copy, please refer them to our website to join Project PLAY <https://celebrateplay.com.au/project-play/>

Follow us on the socials

facebook - www.facebook.com/groups/celebrateplay and www.facebook.com/groups/projectplay

instagram - www.instagram.com/celebrate_play

website - www.celebrateplay.com.au

shop - www.celebrateplay.com.au/shop

Happy *play*ing!!



SCA

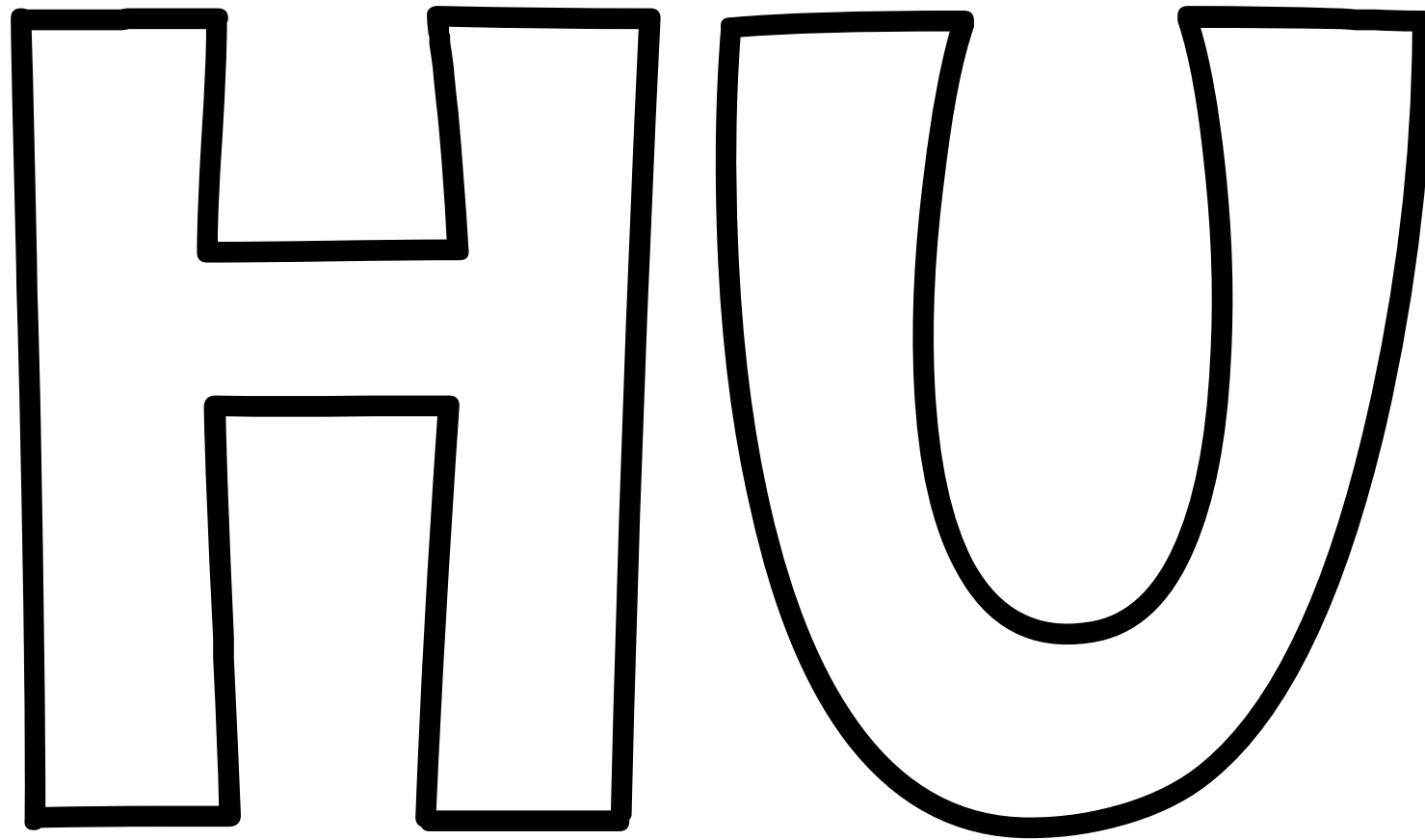
Print on coloured cardstock to create your very own coloured letters to use as a banner.

VEN

Print on coloured cardstock to create your very own coloured letters to use as a banner.

QEP

Print on coloured cardstock to create your very own coloured letters to use as a banner.



Print on coloured cardstock to create your very own coloured letters to use as a banner.



Print on coloured cardstock to create your very own coloured letters to use as a banner.

Can you find a
leaf?



celebratePLAY

Can you see a tree?



celebratePLAY

Can you see an
insect?



celebratePLAY

Can you hear a
bird?



celebratePLAY

Can you find a
stick?



celebratePLAY

Can you see a cloud
in the sky ?



celebratePLAY

Scavenger Hunt Cards

Print on paper and laminate for durability to create your very own card set.

Can you see an
aeroplane?

celebratePLAY



Can you see a
truck?

celebratePLAY



Can you see a
helicopter?

celebratePLAY



Can you see
people?

celebratePLAY



Can you find a
twig?

celebratePLAY



Can you find a
flower?

celebratePLAY



Scavenger Hunt Cards

Print on paper and laminate for durability to create your very own card set.

Can you see a
snail?



celebratePLAY

Can you see a
garden?



celebratePLAY

Can you find a
feather?



celebratePLAY

Can you hear a
noise?



celebratePLAY

Can you find a
petal?



celebratePLAY

Can you find something
that is green?



celebratePLAY

Scavenger Hunt Cards

Print on paper and laminate for durability to create your very own card set.

Can you find something soft?



celebratePLAY

Can you find something hard?



celebratePLAY

Can you find something rough?



celebratePLAY

Can you find something smooth?



celebratePLAY

Can you find something tall?



celebratePLAY

Can you find something short?



celebratePLAY

Scavenger Hunt Cards

Print on paper and laminate for durability to create your very own card set.

Scavenger Hunt #1

Dramatic Play



You will need:

- Scavenger Hunt Clues

OPTIONAL

- Detective Outfit
- Magnifying Glass

METHOD

1. Print resources and laminate for durability.
2. Head indoors and outdoors wearing detective clothes with clues for the scavenger hunt.
3. Read the clues aloud and focus on the roles and responsibilities of a detective.

Scavenger Hunt #2

Outdoor PLAY

You will need:

Scavenger Hunt Clues

METHOD


1. Print resources and laminate for durability.
2. Head indoors and outdoors with clues for the scavenger hunt.
3. Read the clues aloud and focus on Language and Literacy.
4. Celebrate the PLAY



A Writing Experience

#3

An extension idea



You will need:

- Scavenger Hunt clue cards
- Scavenger Hunt findings
- Paper, crayons and/or pencils

METHOD

1. Recount the scavenger hunt experience with one another.
2. Discuss and describe the findings from the hunt.
3. Use the templates provided to engage in a writing experience. Write a word/sentence about and draw a picture of the finding/s.

A Writing Experience

I saw a _____ .

Draw a picture of what you saw.



A Writing Experience

I found a _____ .



Draw a picture of what you found.

project pack – toddlers and preschoolers

Science Detectives

thank you to the following artists

Graphics and Fonts used: *pb skinnymocha*, **KG Blank Space Sketch**, *JR Skinny Pete* and **PondFreeMe**



erin xx

All PLAY activities shared by celebratePLAY & Project PLAY require adult supervision at all times.