

# Outer Space Time!!

*investigative project play bundle*



**Project PLAY Pack - Toddlers, Preschoolers +  
Early Schoolers**

# Outer Space Time

project play pack – toddlers, preschoolers and early schoolers

Take on the role of an astronaut in a space station, a scientist undertaking experiments, to a playdough maker, to the creator of a crafty rocket and discover the world around you with an investigative question to research.

This pack is part of a growing bundle of Project PLAY Packs. I created this resource for the members of the celebratePLAY community as a tool to support them with daily PLAY in their homes.

In this resource you will find:


- 1 x PLAYdough recipe
- 1 x Dramatic PLAY Idea
- 1 x Craft PLAY Idea
- 1 x Science Idea
- A series of printable resources from walls that teach displays (word cards) to table learning resources.
  - A weekly PLAY Planner to plan out the week using these resources.

Our PLAY ideas in this pack are nothing new, they are a series of simple and fun projects to work on over an extended period of time. Learners will apply knowledge and understanding by investigating an engaging and meaningful question .

I hope this resource is helpful when boosting daily play and has your little one's eyes sparkle with joy .

*erin xx*

**All PLAY activities shared by celebratePLAY require adult supervision at all times.**



# Outer Space Time

project play pack – toddlers, preschoolers and  
early schoolers

*about erin*

Hi there!! I'm Erin, teacher (EC and Primary), Mum (of 2), wife, smoothie obsessed, organisational nerd and soon to be your greatest PLAYmate...the one that will share:

- play ideas with you
- the one that will support you in creating play systems and play spaces that fit YOUR life
- the playmate that will celebrate the PLAY wins with YOU and
- the one that will empower YOU to totally rock this motherhood PLAY gig thing - it's a REAL \*thing\*♡.

*play notes*

Thank you for becoming our newest PLAYmate by purchasing this product.

This Project PLAY Pack is for personal use only and is not to be sold, shared, redistributed in any form. If you love this pack as much as we do and would like your family and friends to have their own copy, please refer them to our website [www.celebrateplay.com.au](http://www.celebrateplay.com.au)

## Follow us on the socials


*facebook* - [www.facebook.com/groups/celebrateplay](http://www.facebook.com/groups/celebrateplay) and [www.facebook.com/groups/projectplay](http://www.facebook.com/groups/projectplay)

*instagram* - [www.instagram.com/celebrate\\_play](http://www.instagram.com/celebrate_play)

*website* - [www.celebrateplay.com.au](http://www.celebrateplay.com.au)

*shop* - [www.celebrateplay.com.au/shop](http://www.celebrateplay.com.au/shop)



Happy *play*ing!!




# Outer Space Time Investigative Question

*project play pack – toddlers, preschoolers and  
early schoolers*

How can I explore Outer Space through PLAY?





Print on coloured cardstock to create your very own coloured letters to use as a banner.

ERSP

Print on coloured cardstock to create your very own coloured letters to use as a banner.

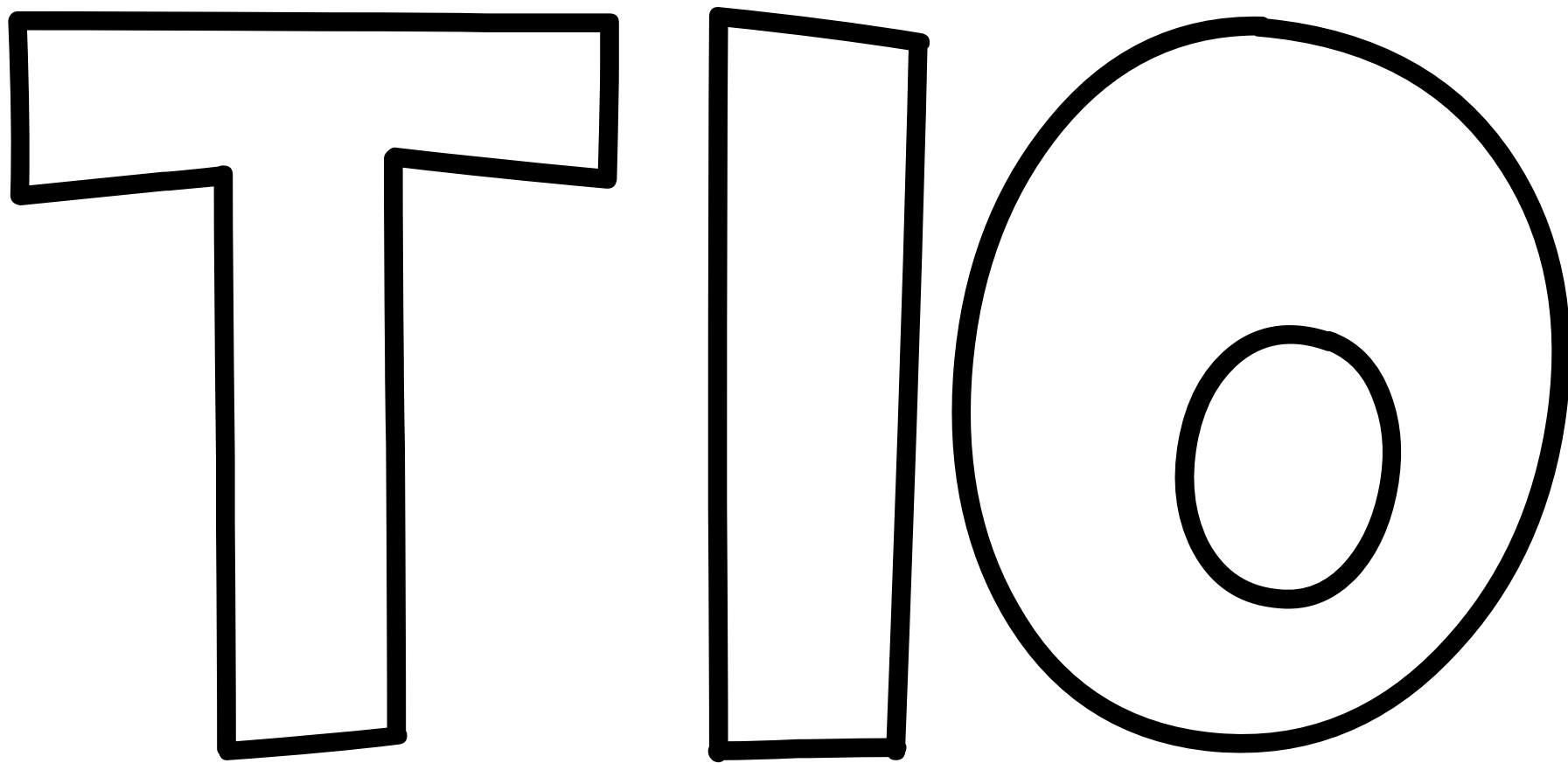
A C E

Print on coloured cardstock to create your very own coloured letters to use as a banner.

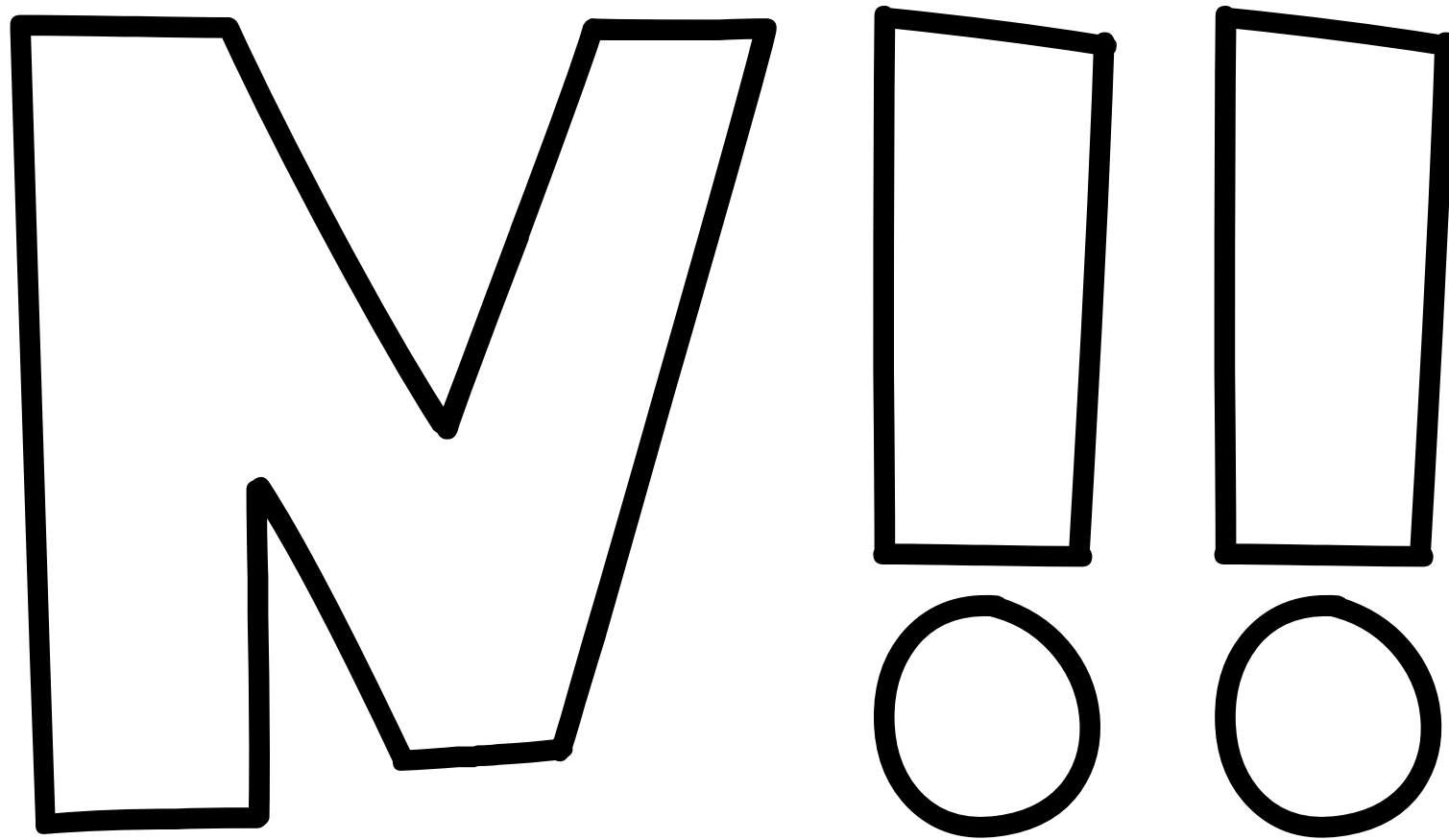
STA

Print on coloured cardstock to create your very own coloured letters to use as a banner.





Print on coloured cardstock to create your very own coloured letters to use as a banner.



Print on coloured cardstock to create your very own coloured letters to use as a banner.

Outer Space



celebratePLAY

moon



celebratePLAY

sun



celebratePLAY

day



celebratePLAY

stars



celebratePLAY

night




celebratePLAY

**Outer Space Time Word Cards**

Print on paper and laminate for durability to create your very own card set.


planets

celebratePLAY




float

celebratePLAY




astronaut

celebratePLAY




gravity

celebratePLAY




Space station

celebratePLAY



communication


celebratePLAY



**Outer Space Time Word Cards**


Print on paper and laminate for durability to create your very own card set.

maker



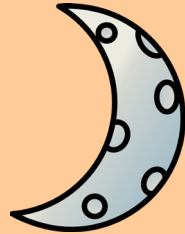
celebratePLAY

smooth




celebratePLAY

creator



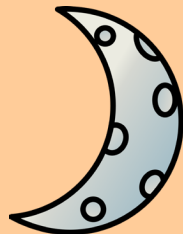
celebratePLAY

stretchy




celebratePLAY

soft



celebratePLAY

glittery



celebratePLAY

## Outer Space Time Word Cards

Print on paper and laminate for durability to create your very own card set.

brown



celebratePLAY

yellow



celebratePLAY

blue



celebratePLAY

pink



celebratePLAY

red



celebratePLAY

green




celebratePLAY

**Outer Space Time Word Cards**

Print on paper and laminate for durability to create your very own card set.

# Outer Space Time #1

## Dramatic PLAY



You will need:


- Outer Space Station Banner
- Dramatic Play props (eg, space bag, space food, computer, tv screens – see below templates for printables)
- Table and chairs

### METHOD



1. Design a space station using the suggested materials above.
2. Print the dramatic play prop printables below and add to the space station.
3. Set up a space station for play. Secure prop printables to computer screen and wall and/or table space in the station.
4. Engage in pretend play, pretending to communicate with astronauts in space.


OPTIONAL – create a pretend computer with cardboard or use items you have in the home.


**Adult Supervision is required at all times.**











# Outer Space Time #2

## PLAYdough Recipe

You will need:

- 2 x cups of Flour
- 2 tbsp x Cooking Oil (we use coconut oil)
  - 3 tbsp x Cream of TarTar
  - 1 x cup of salt
  - 2 x cups of water
- 1 x sprinkle of glitter and/or star sequins (ensure these materials are safe for your little ones).

### METHOD

1. Mix all the ingredients together over a medium heat on the stove top for 3-5 minutes. Mix until the mixture congeals.
  2. Play with the playdough using fine motor tools.
- NOTE - If the mixture is too runny or sticky, add a sprinkle of flour until you have reached the desired consistency.


Refer to the investigation question – How can i explore Outer Space through PLAY?

**Adult Supervision is required at all times.**



# Outer Space Time #3

Science PLAY - Float or Sink



You will need

- Tub
- Water
- Items that can float and/or sink (eg. containers, scoops, pebbles, bottle lids, toys, plastic cutlery)
  - Floor Mat (eg. Rudie Nudie Mat)
  - Placemat
  - Hand Towel

## METHOD

1. Add water to the tub (choose desired level to ensure your learner is safe).
2. Look at each item carefully, naming it and asking Do you think it will float or sink?  
Refer to floating as what astronauts experience in outer space.
3. Record answers on the data table on the next slide.  
Refer to the investigation question – How can I explore Outer Space through PLAY?

**Adult Supervision is required at all times.**

# Outer Space Time #4

## Craft PLAY

You will need:


- Rocket Template (next slide)
  - Stickers
- Collage pieces (cut up paper or magazine pieces)
  - Glue
  - Scissors


### METHOD

1. Print the rocket template.
2. Cover with collage pieces
3. Add to the Outer Space Station set up
4. Enjoy and take photos to hang up in the space station.

Refer to the investigation question – How can I explore Outer Space through PLAY?

**Adult Supervision is required at all times**





# Outer Space Time #4

Craft PLAY

Print on white or coloured cardstock to create your very own crafty rocket.

# Outer Space Time Investigative Question

*project play pack - toddlers and preschoolers*

## How can I explore Outer Space through PLAY?

Write and/or draw how you used Outer Space play in your home.





# Weekly PLAY Planner



Monday	Tuesday	Wednesday	Thursday	Friday	Saturday	Sunday
Morning	Morning	Morning	Morning	Morning	Morning	Morning
Afternoon	Afternoon	Afternoon	Afternoon	Afternoon	Afternoon	Afternoon
Evening	Evening	Evening	Evening	Evening	Evening	Evening

Plan ahead and schedule block in Outer Space PLAY this month.

project pack – toddlers and preschoolers

# Outer Space Time

thank you to the following artists

Graphics and Fonts used: Whimsy Clips, *pb skinnymocha*, KG Blank Space Sketch and JR Skinny Pete



*erin xx*

**All PLAY activities shared by celebratePLAY & Project PLAY require adult supervision at all times.**