


Vehicle Time!!

investigative project play bundle



**Project PLAY Pack - Toddlers, Preschoolers +
Early Schoolers**

Vehicle Time

project play pack – toddlers, preschoolers and early schoolers

Take on the role of a mechanic in a workshop, to a community worker helping the members in the local community (soft toy crowd), to an artist creating vehicle rolling artworks, to a town planner building a small world and discover the world around you with an investigative question to research. This pack is part of a growing bundle of Project PLAY Packs. I created this resource for the members of the celebratePLAY community as a tool to support them with daily PLAY in their homes.

In this resource you will find:

- 2 x Dramatic PLAY Ideas
 - 1 x Art Idea
- 1 x Small World PLAY Idea
- 1 x Sensory PLAY Idea (BONUS)
- A series of printable resources from walls that teach displays (word cards) to table learning resources.
 - A weekly PLAY Planner to plan out the week using these resources.

Our PLAY ideas in this pack are nothing new, they are a series of simple and fun projects to work on over an extended period of time. Learners will apply knowledge and understanding by investigating an engaging and meaningful question .

I hope this resource is helpful when boosting daily play and has your little one's eyes sparkle with joy.

Erin xx

All PLAY activities shared by celebratePLAY require adult supervision at all times.



Vehicle Time

project play pack – toddlers, preschoolers and
early schoolers

about erin

Hi there!! I'm Erin, teacher (EC and Primary), Mum (of 2), wife, smoothie obsessed, organisational nerd and soon to be your greatest PLAYmate...the one that will share:

- play ideas with you
- the one that will support you in creating play systems and play spaces that fit YOUR life
- the playmate that will celebrate the PLAY wins with YOU and
- the one that will empower YOU to totally rock this motherhood PLAY gig thing - it's a REAL *thing*♡.

play notes

Thank you for becoming our newest PLAYmate by purchasing this product.

This Project PLAY Pack is for personal use only and is not to be sold, shared, redistributed in any form. If you love this pack as much as we do and would like your family and friends to have their own copy, please refer them to our website www.celebrateplay.com.au

Follow us on the socials


facebook - www.facebook.com/groups/celebrateplay and www.facebook.com/groups/projectplay

instagram - www.instagram.com/celebrate_play

website - www.celebrateplay.com.au

shop - www.celebrateplay.com.au/shop

Happy *play*ing!!




Vehicle Time

Investigative Question

*project play pack – toddlers, preschoolers and
early schoolers*

How can I explore the different ways vehicles serve
the community through PLAY?



CARD

Print on coloured cardstock to create your very own coloured letters to use as a banner.



Print on coloured cardstock to create your very own coloured letters to use as a banner.

RMS

Print on coloured cardstock to create your very own coloured letters to use as a banner.

HOP

Print on coloured cardstock to create your very own coloured letters to use as a banner.

car



celebratePLAY

repair



celebratePLAY

workshop



celebratePLAY

mechanic



celebratePLAY

fix



celebratePLAY

tools



celebratePLAY

Vehicle Time Word Cards

Print on paper and laminate for durability to create your very own card set.

community workers



celebratePLAY

support



celebratePLAY

help



celebratePLAY

first aid



celebratePLAY

rescue



celebratePLAY

care



celebratePLAY

Vehicle Time Word Cards

Print on paper and laminate for durability to create your very own card set.

messy



celebratePLAY

tyres



celebratePLAY

tracks



celebratePLAY

roll



celebratePLAY

wheels



celebratePLAY

paint



celebratePLAY

Vehicle Time Word Cards

Print on paper and laminate for durability to create your very own card set.

town



celebratePLAY

community



celebratePLAY

planning



celebratePLAY

parks



celebratePLAY

services



celebratePLAY

buildings




celebratePLAY

Vehicle Time Word Cards

Print on paper and laminate for durability to create your very own card set.

Vehicle Time #1

Dramatic PLAY



You will need:

- Car Workshop Banner
- Dramatic Play props (eg, toy cars, mechanic uniform, pretend tools and a notepad- see printable below).
- Table and chairs

METHOD

1. Design a car workshop using the suggested materials above.
2. Print and make the dramatic play prop using the printable below.
3. Set up a Car Workshop for play. Place prop printables on the table.
4. Engage in pretend play, pretending to fix and repair cars, take orders and serve customers in the shop.

Adult Supervision is required at all times.

_____'s Car Workshop Order Form

Draw the vehicle in for a service.


Car Problems:

Pick Up Date: _____

Pick Up Time: _____

Fixed by: _____

Next Service due: _____



Thank you for your business.

Vehicle Time #2

Dramatic PLAY Idea

You will need:


- Car Workshop
 - Toy Cars
 - Soft Toys

METHOD

1. Set up cars with their owners (soft toys) at the car workshop waiting their turn for a car service.
OPTIONAL – Use the order form to take down notes about their service.
2. Fix the cars with pretend tools and return vehicles to owners.

Refer to the investigation question – How can I explore the different ways vehicles serve the community through PLAY?

Adult Supervision is required at all times.



Vehicle Time #3

Art Idea



You will need

- Toy Cars (small)
 - Paint
- Paper (large)
- Drying space

METHOD

1. Squeeze a dollop of paint in various colours on a piece of paper
2. Hold toy vehicles and run them through the paint. Making track marks.
3. Look at each track carefully and describe what it looks like eg. thin, thick, round, straight etc
4. After artwork is complete, leave it to dry.
5. Hang up artwork in the Car Workshop
6. Place dirty cars in the sink for a sensory play experience - see PLAY IDEA #5 (bonus idea below)

Refer to the investigation question – How can I explore the different ways vehicles serve the community through PLAY?

Adult Supervision is required at all times.

You will need:

- Toy Cars
- Magnetic Tiles (we love Connetix Tiles)
- Landscape pieces (nature or blocks or table runners, or placemats or silks or loose parts eg, mandala pieces (ours are from Busy Little Bundles) Road pieces (store bought or DIY)
- Flat Surface

METHOD (Invitation to PLAY)

1. Collect resources and place in groups in trays or baskets or boxes.
2. Use some of the resources to create a small world (mini town)
3. Be sure not to use all the pieces so when your little one comes to play, they can add their own touch to the invitation.
4. Enjoy and take photos to hang up in the Car Workshop.


OPTIONAL – Design your own town on the printable below and build it with the provided materials. See our Printable Prompt to use in your invitation.

5. Refer to the investigation question – How can I explore the different ways vehicles serve the community through PLAY?

Adult Supervision is required at all times
Disclaimer - Brand Ambassador for Connetix Tiles.



Vehicle Time #4

Small World PLAY Idea



Design and build your own town following this plan.

**Can you build a town
using the provided
materials and following
your plan?**



Vehicle Time #5

Sensory PLAY Idea



You will need:

- Bucket or tray of soapy water
- Sponges and/or wipes
- Dirty toy cars from idea 3

METHOD

1. Fill up the bucket/s with warm soapy water
2. Place dirty cars in the water and clean using the sponge and/or wipe.
3. Dry cars with wipe or air dry.
4. Return to customers from the soft toy crowd.

EXTENSION IDEAS – Bubble PLAY, washing up or water play.

Adult Supervision is required at all times.

Vehicle Time

Investigative Question

project play pack - toddlers and preschoolers

How can I explore the different ways vehicles serve the community through PLAY?

Write and/or draw how you explored the ways vehicles served the community through PLAY?



Weekly PLAY Planner



Monday	Tuesday	Wednesday	Thursday	Friday	Saturday	Sunday
Morning	Morning	Morning	Morning	Morning	Morning	Morning
Afternoon	Afternoon	Afternoon	Afternoon	Afternoon	Afternoon	Afternoon
Evening	Evening	Evening	Evening	Evening	Evening	Evening

Plan ahead and schedule block in Vehicle PLAY this month.

Vehicle Time

thank you to the following artists

Graphics and Fonts used: Whimsy Clips, *pb skinnymocha*, KG Blank Space Sketch and JR Skinny Pete



erin xx

All PLAY activities shared by celebratePLAY & Project PLAY require adult supervision at all times.