

PLAYspace

décor play pack



Toddlers, Preschoolers + Early Schoolers

PLAYspace Décor PLAY Pack

*décor play pack – toddlers,
preschoolers and early schoolers*

Decorating your PLAYspace has never been so EASY!!

This PLAYspace decor pack includes everything you need to make your PLAYspace sparkle:

- Alphabet Posters (monochrome and colour)
 - Number Posters
 - Days of the Week Cards
 - Chore Chart Cards
- Weather Chart Cards (monochrome and colour)
 - House Rules
 - Daily Quotes
 - Welcome Banner
 - Colour Cards
- Months of the Year Cards (monochrome and colour)

I hope this resource is helpful when boosting daily play and has your little one's eyes sparkle with joy .

lulu xx

All PLAY activities shared by celebratePLAY require adult supervision at all times.



PLAYspace Décor PLAY Pack

about erin

*décor play pack – toddlers,
preschoolers and early schoolers*

Hi there!! I'm Erin, teacher (EC and Primary), Mum (of 2), wife, smoothie obsessed, organisational nerd and soon to be your greatest PLAYmate...the one that will share:

- play ideas with you
- the one that will support you in creating play systems and play spaces that fit YOUR life
- the playmate that will celebrate the PLAY wins with YOU and
- the one that will empower YOU to totally rock this motherhood PLAY gig thing - it's a REAL *thing*♡.

play notes

Thank you for becoming our newest PLAYmate by purchasing this product.

This Decor PLAY Pack is for personal use only and is not to be sold, shared, redistributed in any form. If you love this pack as much as we do and would like your family and friends to have their own copy, please refer them to our website www.celebrateplay.com.au

Follow us on the socials

facebook - www.facebook.com/groups/celebrateplay and www.facebook.com/groups/projectplay

instagram - www.instagram.com/celebrate_play

website - www.celebrateplay.com.au


shop - www.celebrateplay.com.au/shop

Happy *play*ing!!




Alphabet Posters (B+W)


A a




B b




Cc




Dd





Ee




Ff






ii



Jj




Kk




Ll




Mm




Nn







Pp




Qq



Rr




Ss




Tt



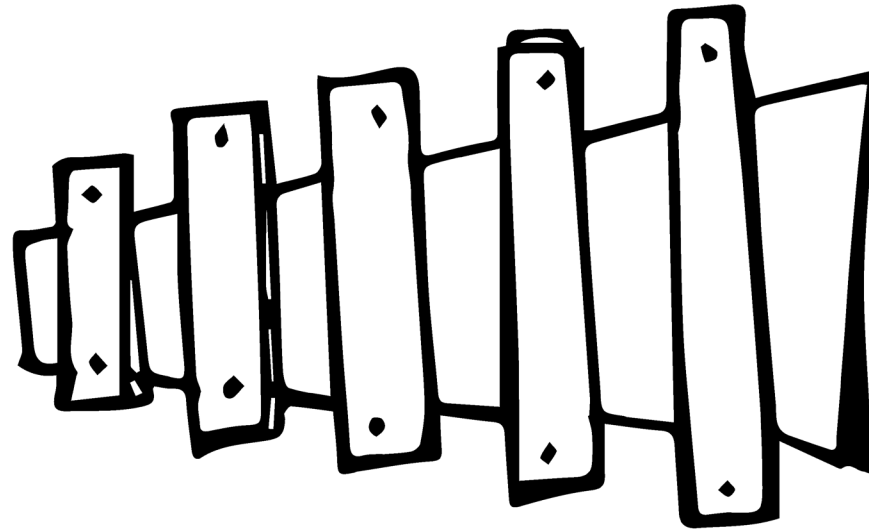
U u


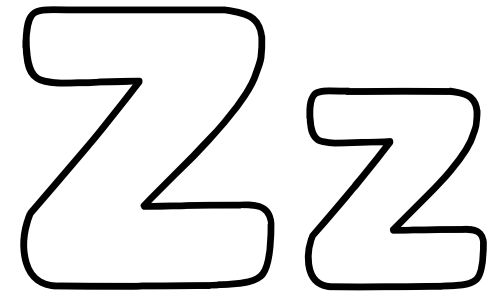



Ww



Xx









Alphabet Posters (Colour)


Aa




Bb



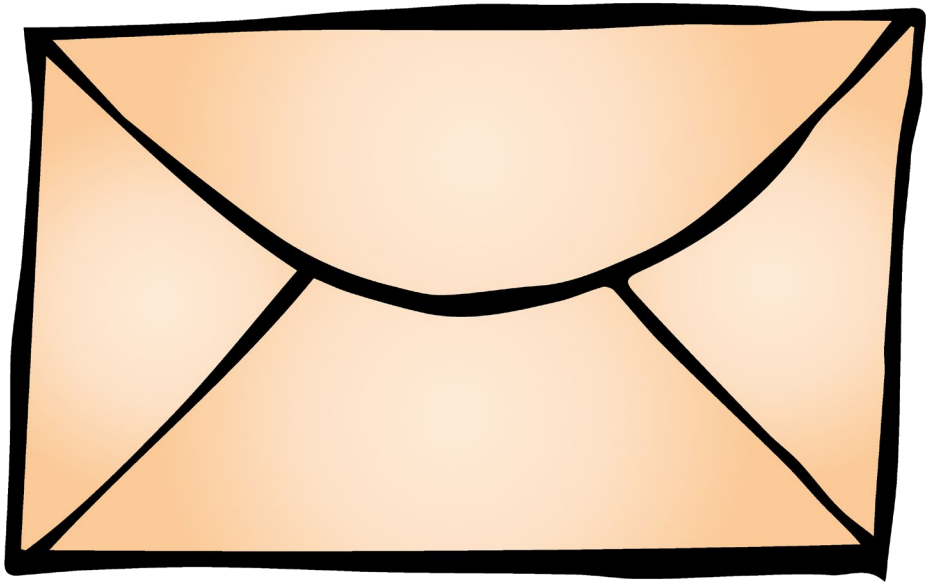
Cc




Dd




Ee




Ff




Gg




Hh




ii




Jj




Kk




Ll


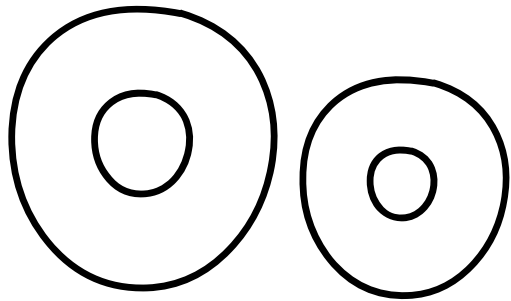


Mm




Nn







Pp




Qq



Rr



Ss



Tt




U u




V v



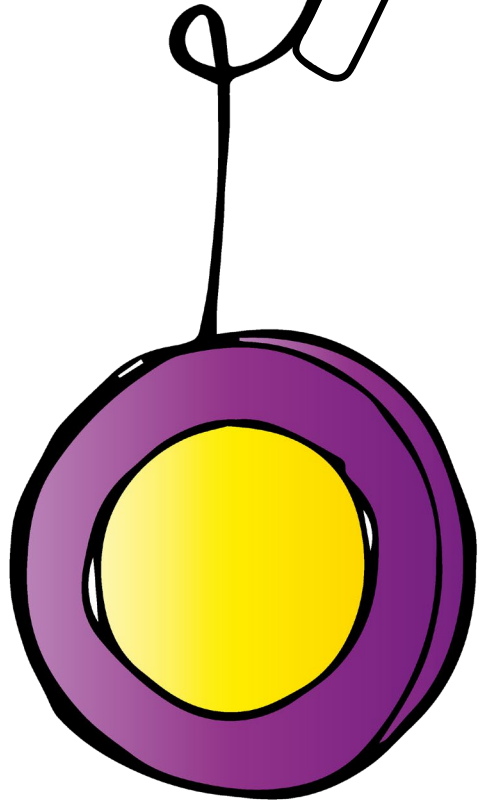
Ww




Xx



Yy




Zz







Number Posters




1

| | | | | |
|---|--|--|--|--|
|  | | | | |
| | | | | |





2

| | | | | |
|---|---|--|--|--|
|  |  | | | |
| | | | | |

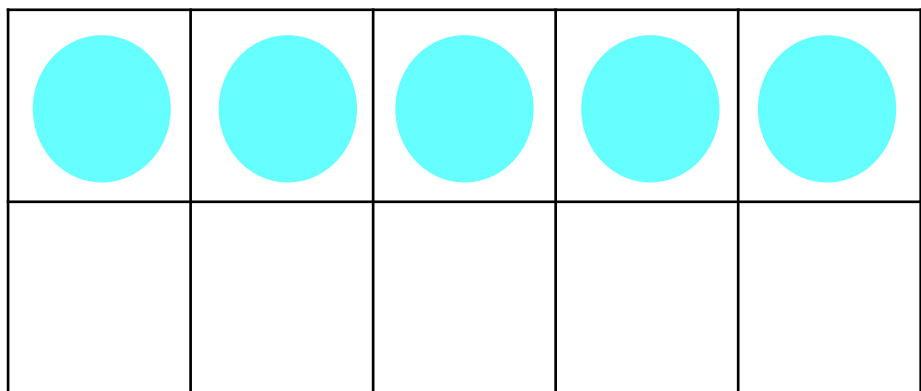
3

| | | | | |
|---|---|---|--|--|
|  |  |  | | |
| | | | | |

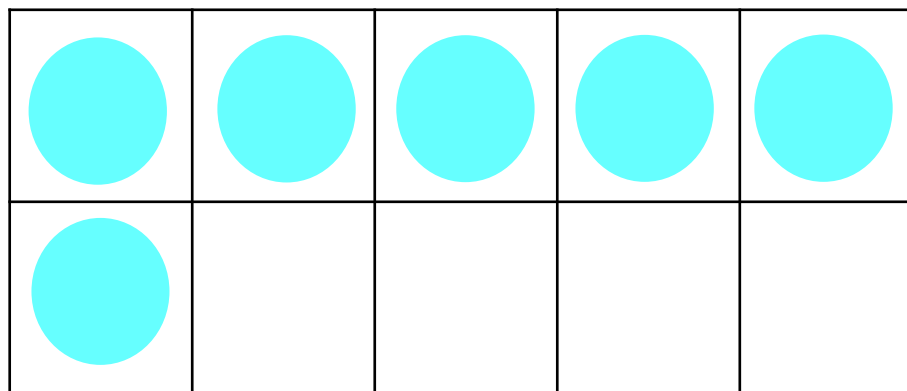
4

| | | | | |
|---|---|---|---|--|
|  |  |  |  | |
| | | | | |

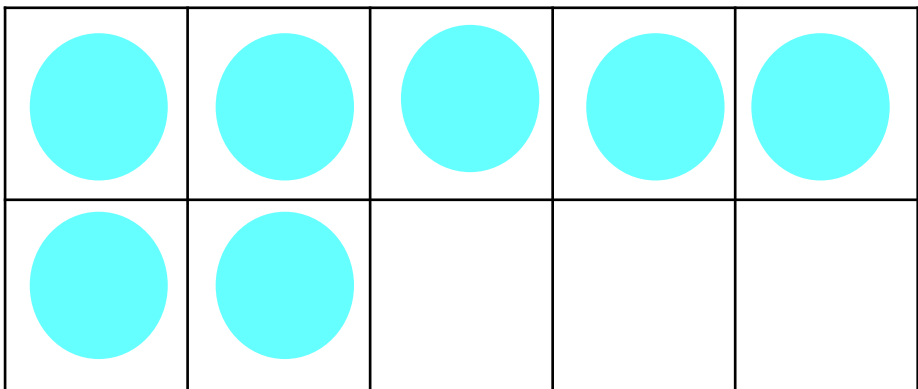
5



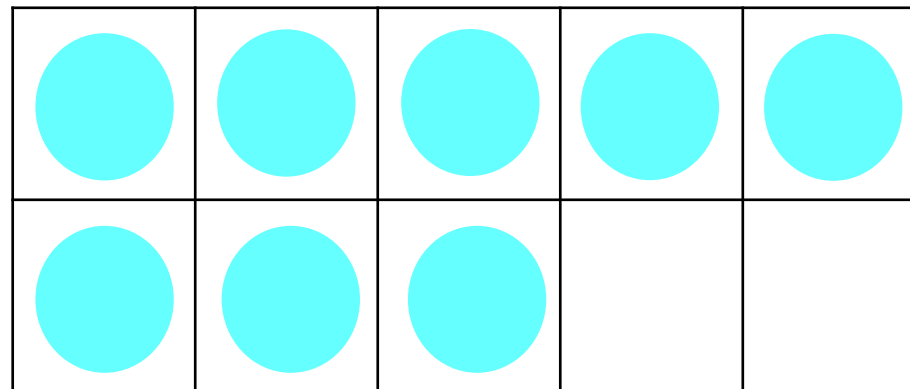
6



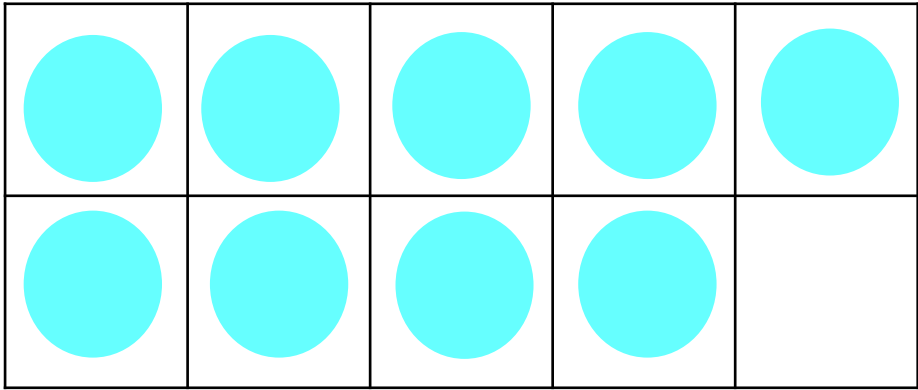
7



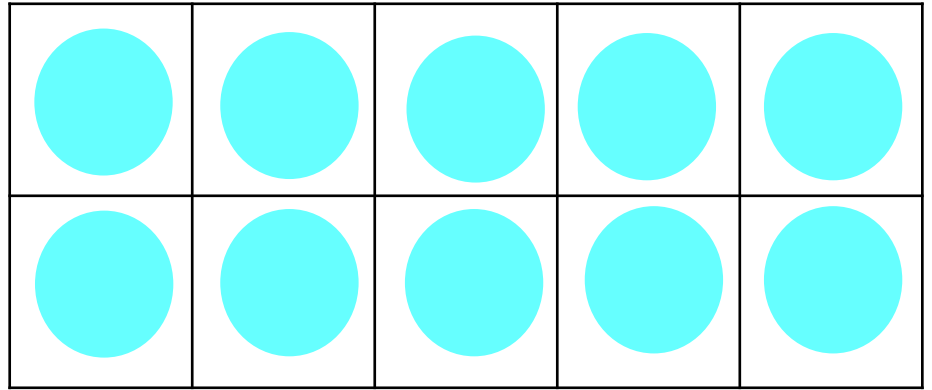
8





9



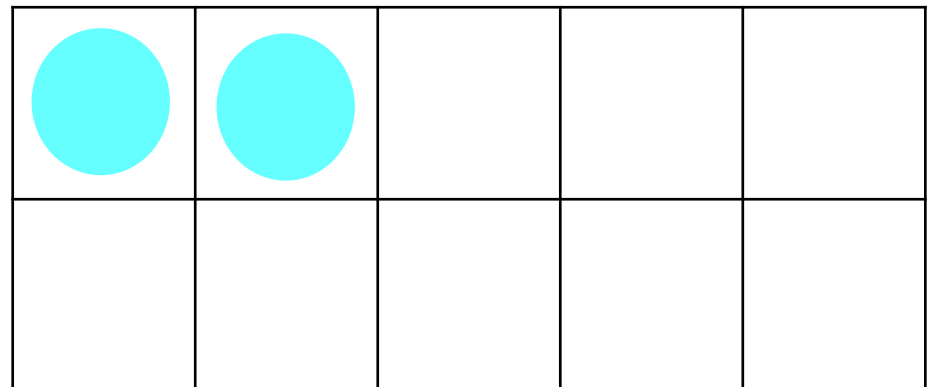

10



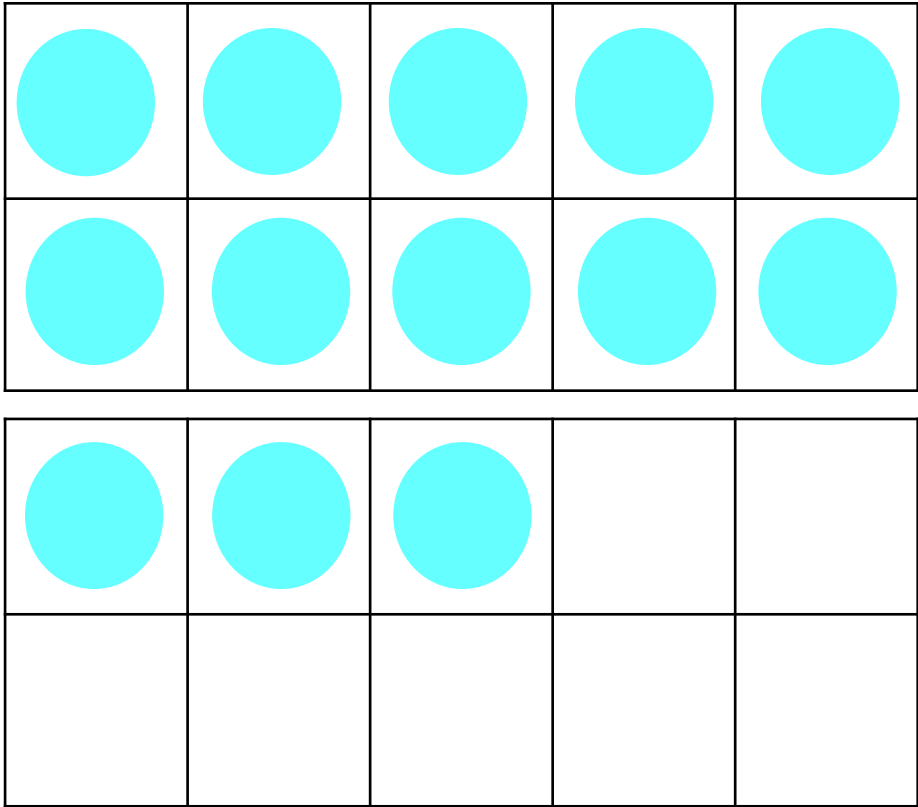
11



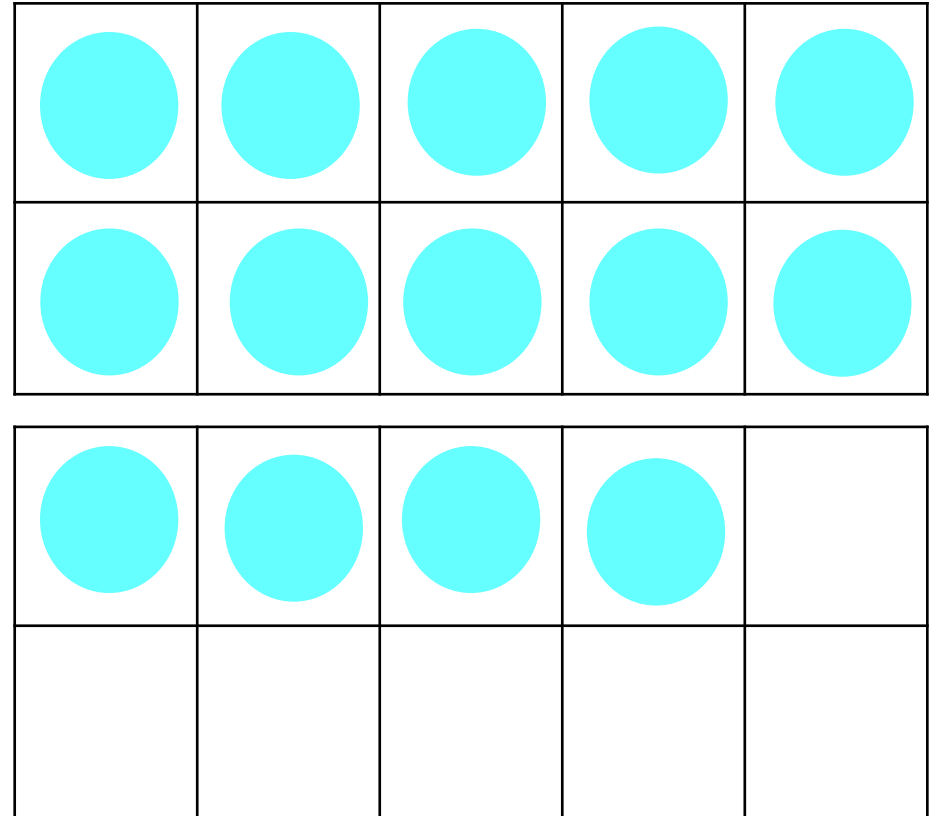
12



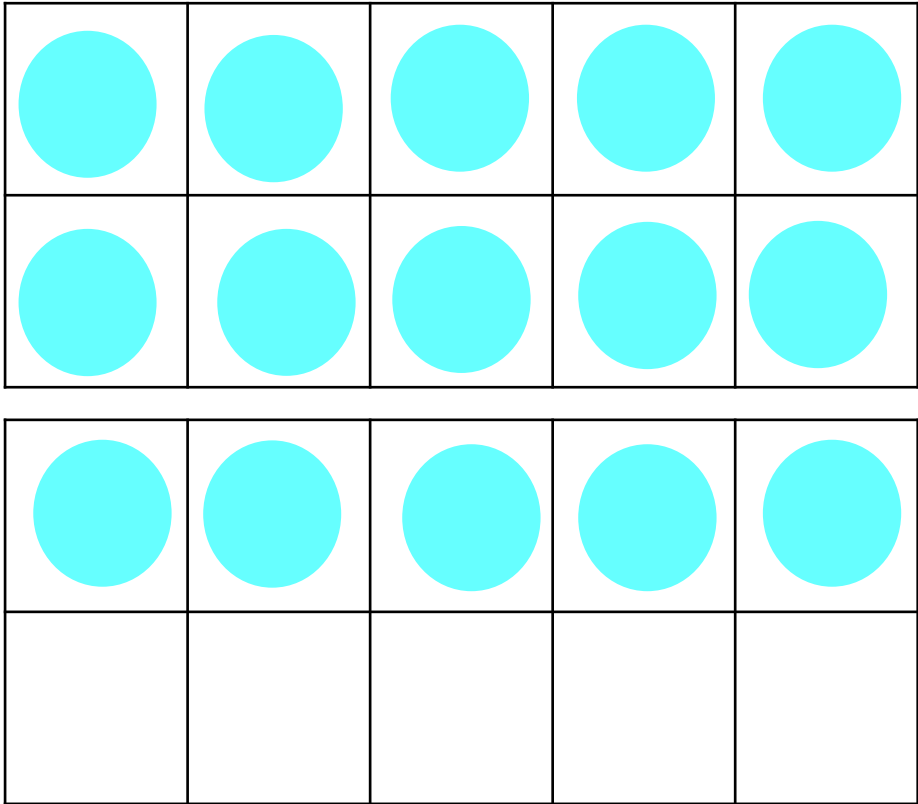
13



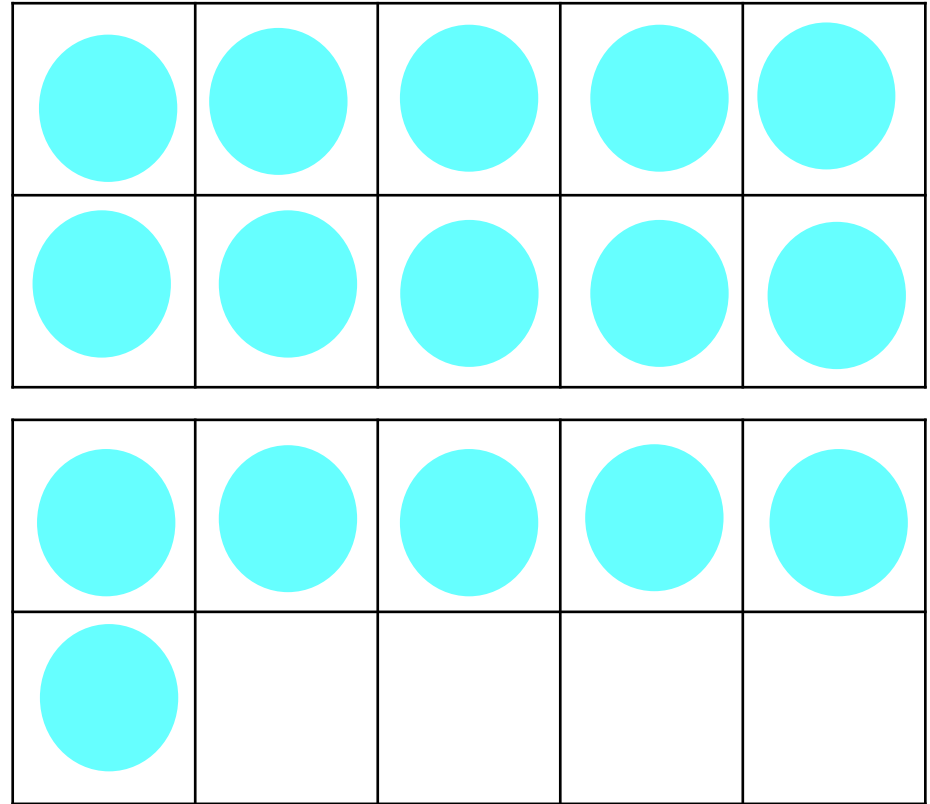
14




15




16



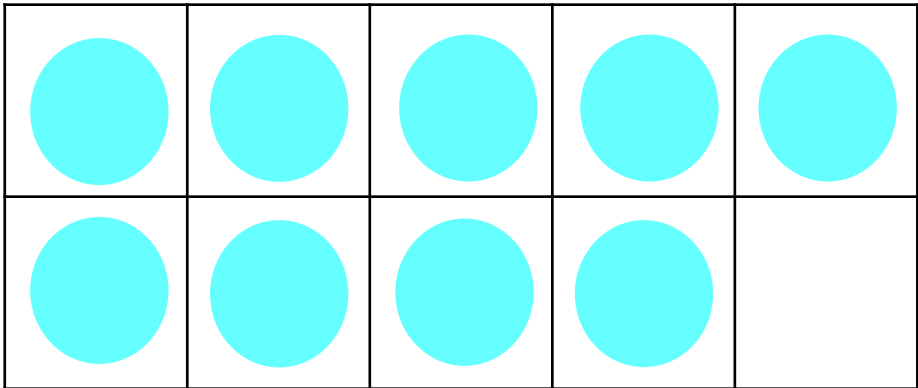

17



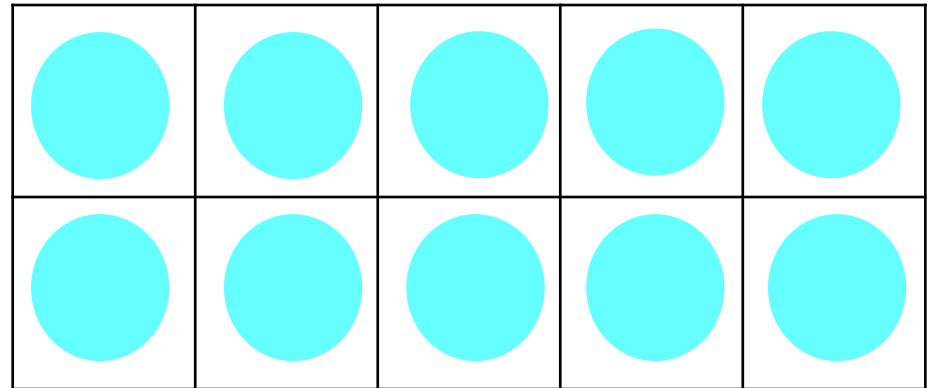

18



19



20





Days of the Week Cards

Monday

Tuesday

Wednesday

Thursday

Friday

Saturday

Sunday

Monday

Tuesday

Wednesday

Thursday

Friday

Saturday

Sunday



Chore Chart Cards

The image shows a 2x2 grid of task cards. Each card has a white background with black text, set against a background of orange, light blue, and dark blue polka dots. The cards are separated by black lines.

Pack away
toys

Check the
mail

Water the
plants

Water the
garden



Make the
bed

Set the
table

Tidy
bedroom

Tidy the
playspace

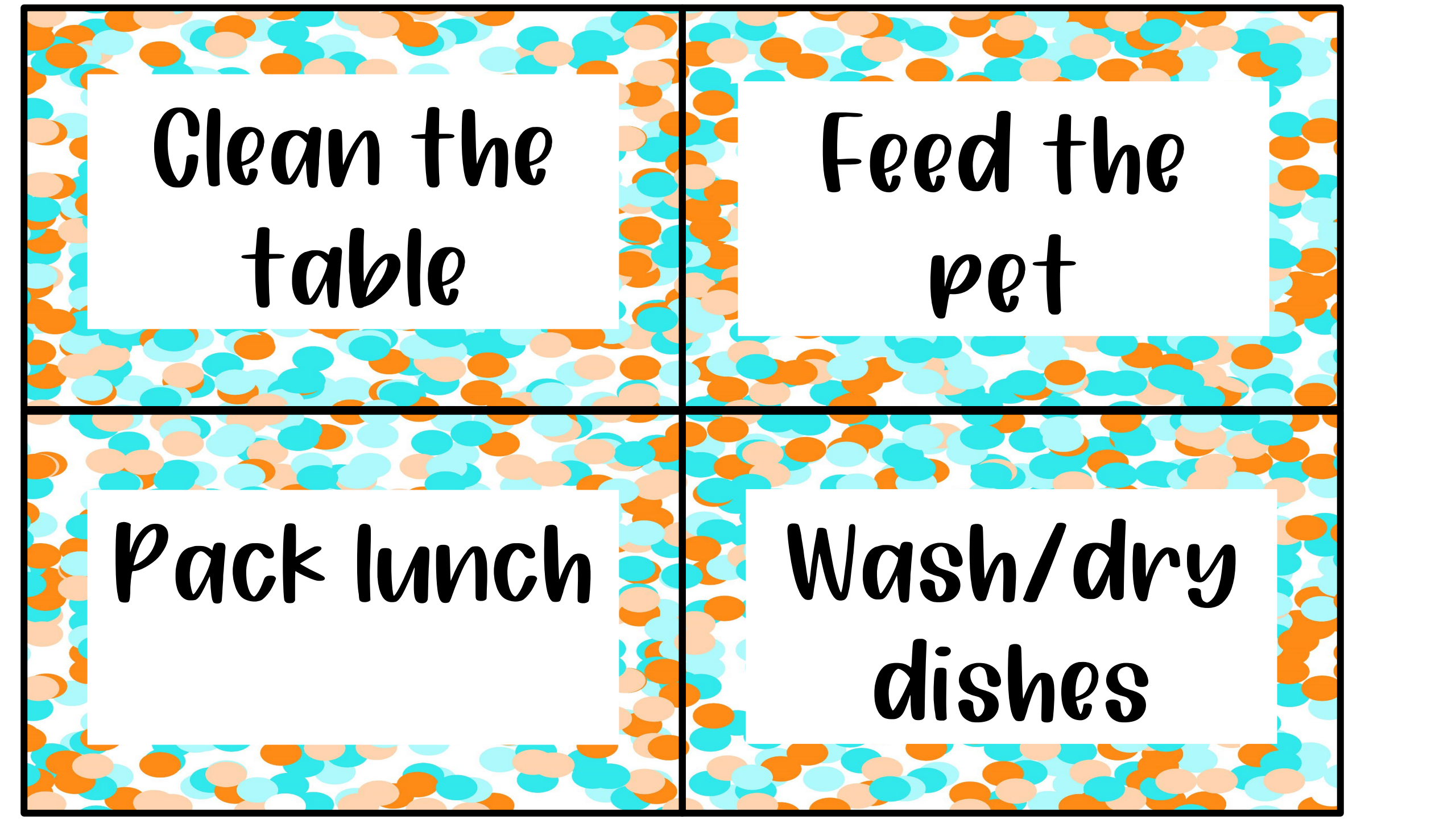


Finish
homework

Unpack
school bag

Put away
shoes

Put away
clothes


The image shows a 2x2 grid of task cards. Each card has a white background with black text, set against a background of orange, light blue, and dark blue polka dots. The tasks are: 'Clean the table', 'Feed the pet', 'Pack lunch', and 'Wash/dry dishes'.

Clean the
table

Feed the
pet

Pack lunch

Wash/dry
dishes

The image shows a 2x2 grid of task cards. Each card has a white background with a black border and is set against a background of orange, light blue, and dark blue polka dots. The text on each card is written in a bold, black, sans-serif font.

**Load/unload
dishwasher**

**Help with
meal prep**

**Walk the
dog**

**Get
dressed**

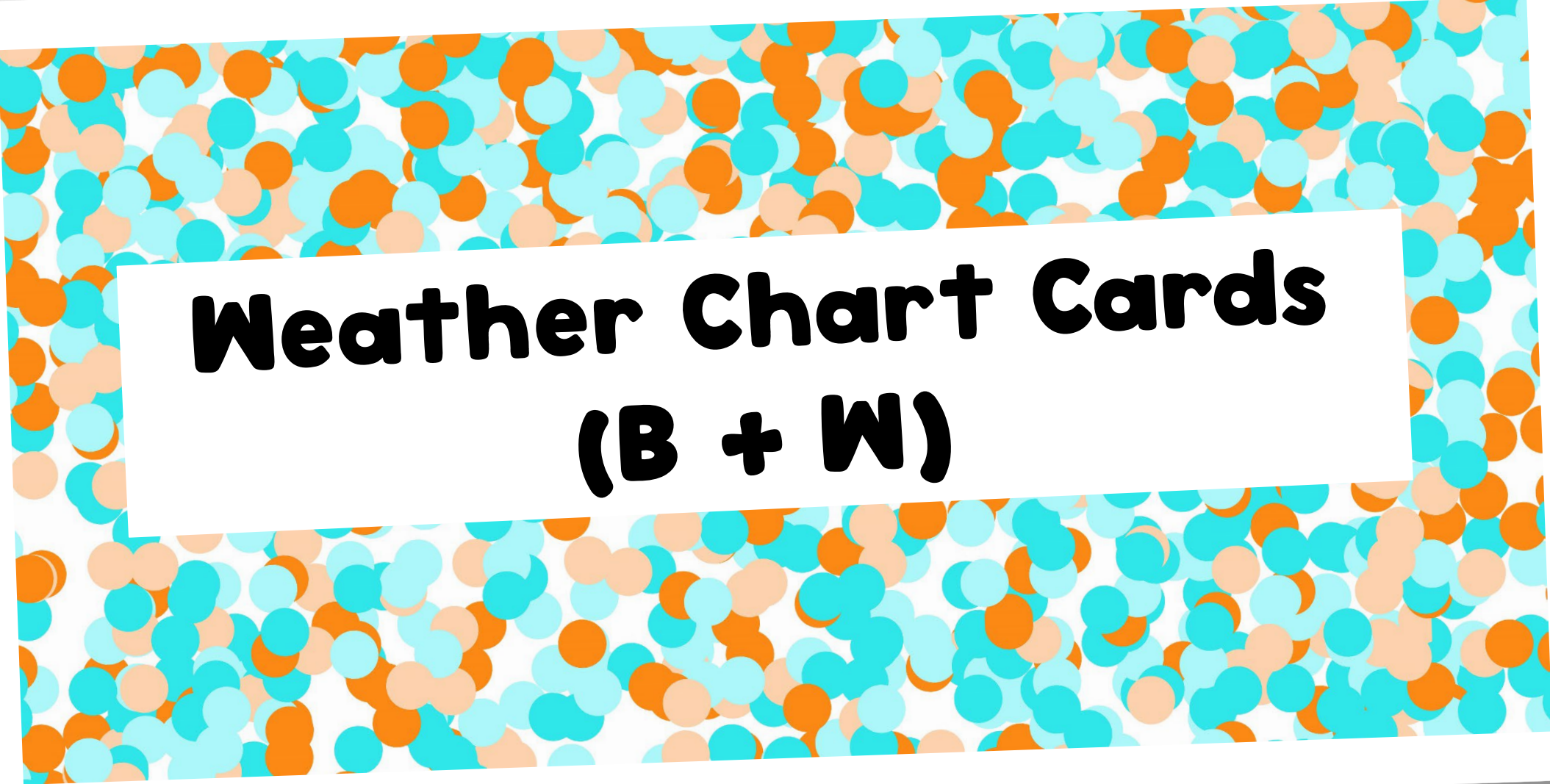


Brush hair

Brush
teeth

Clean
windows


Dust
furniture



Weather Chart Cards

(B + W)

Sunny



Rainy



Windy



Cloudy




Stormy




Snowy




Partly
Cloudy



Cyclone



Sunny



Rainy



Windy



Cloudy




Stormy




Snowy



Partly
Cloudy




Cyclone





**Weather Chart Cards
(Colour)**

Sunny



Rainy




Windy



Cloudy




Stormy




Snowy




Partly
Cloudy



Cyclone



Sunny



Rainy




Windy



Cloudy



Stormy




Snowy



Partly
Cloudy



Cyclone





House Rules (B + W)

The image consists of four white rectangular cards arranged in a 2x2 grid. Each card is set against a background of small, overlapping circles in shades of light blue, orange, and peach. The cards contain the following text:

Show
RESPECT

Be Kind

Listen to
others

Say please
+ thank you



Be honest

Never give
up!

SMILE

Keep your
promise



House Rules (Colour)

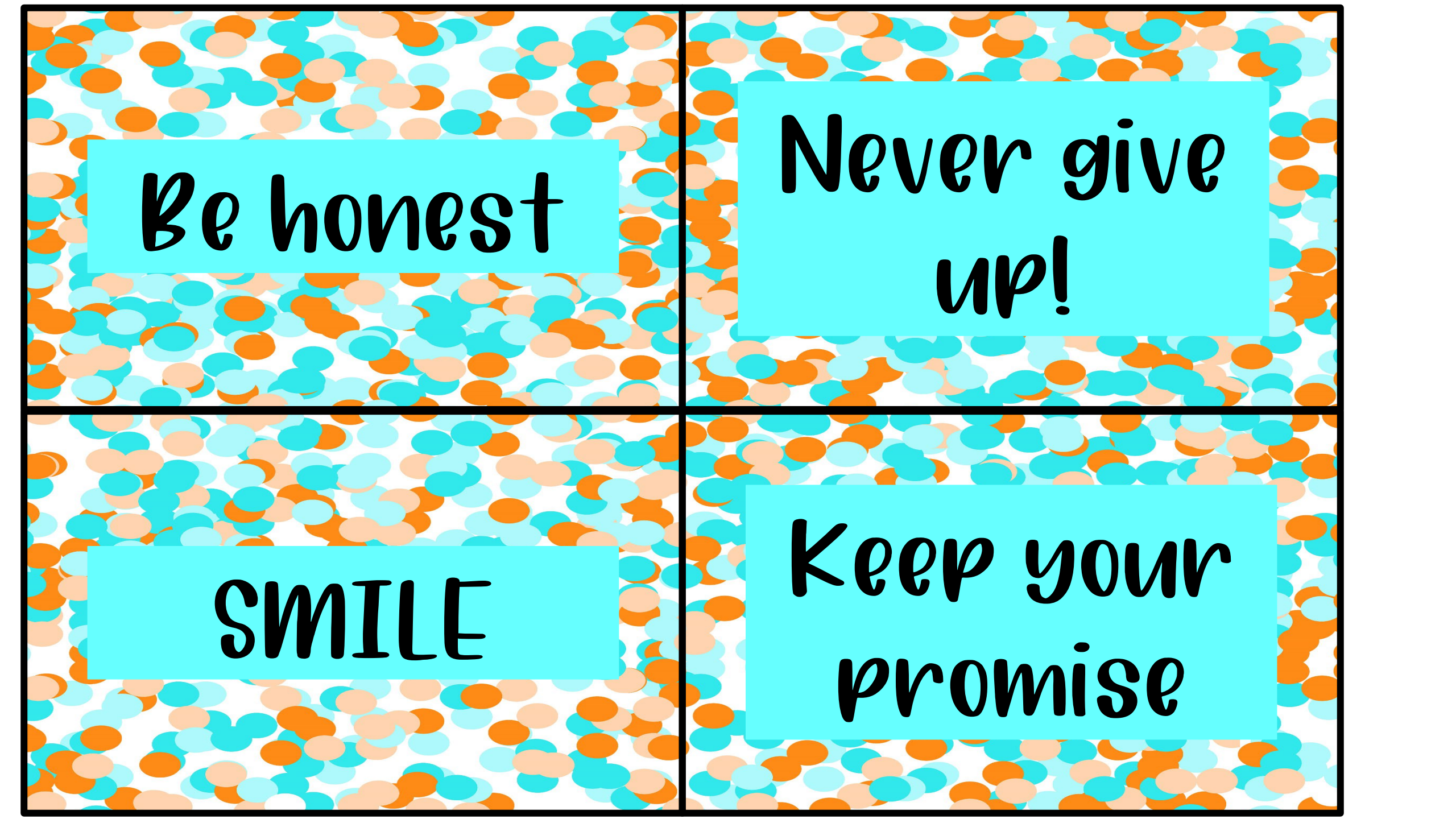
The image consists of four quadrants, each containing a social skill. The background of the entire image is a dense pattern of small, overlapping circles in shades of light blue, orange, and white. Each quadrant is separated by a thin black border. The text in each quadrant is centered and written in a bold, black, sans-serif font.

Show
RESPECT

Be Kind

Listen to
others

Say please
+ thank you



Be honest

Never give
up!

SMILE

Keep your
promise

The image consists of four quadrants, each containing a social skill instruction. The background of the entire image is a pattern of small, overlapping circles in shades of light blue, orange, and white. Each quadrant is separated by a thin black border. The text in each quadrant is centered and written in a black, casual, handwritten-style font. The top-left quadrant says 'Show RESPECT', the top-right says 'Be Kind', the bottom-left says 'Listen to others', and the bottom-right says 'Say please + thank you'.

Show
RESPECT

Be Kind

Listen to
others

Say please
+ thank you



Be honest

Never give
up!


SMILE

Keep your
promise




Daily Quotes (Colour)


**You
belong
here!**



Smile!



**We're
ready
to learn**



**Better
Together**







Welcome (B + W)




W




E




L




C



O



M



3



!



Colour Cards

Blue

Green

Red

Yellow

Pink

Orange

Purple

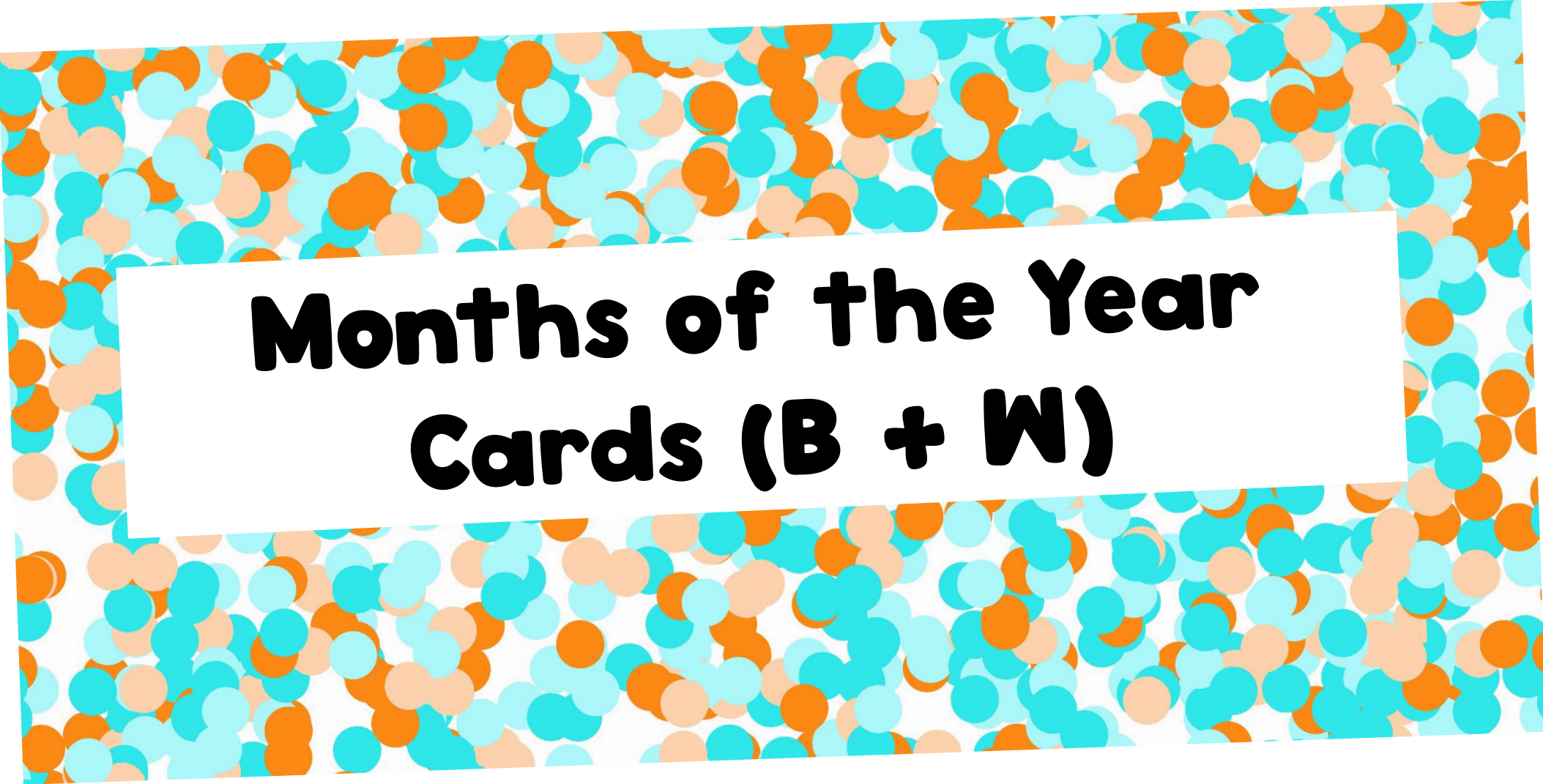
Brown

Black

Blue

White

Green



**Months of the Year
Cards (B + W)**

January

February

March

April

May

July

June

August

September

October

November

December

January

February

March

April

May

July

June

August

September

October

November

December




**Months of the Year
Cards (Colour)**

January




February



March




April



May



July




June



August




September



October



November




December



January




February



March




April



May



July




June



August




September



October



November



December



Playspace Décor PLAY Pack

project pack – toddlers and preschoolers

thank you to the following artists

Graphics and Fonts used: Whimsy Clips, *pb skinnypete*, KG Blank Space Sketch, JR Skinny Pete, [Hidesy's Clip Art](#) and Educlips.



love xx

All PLAY activities shared by celebratePLAY & Project PLAY require adult supervision at all times.