

# One more + One less!!

A wonderful addition to any Chalk Talk rotation to encourage early learners in building number sets of one more and/or one less.

CHALK TALK COLLECTION



# One more + One Less

about erin

chalk talk - preschoolers and early schoolers

Hi there!! I'm Erin, teacher (EC and Primary), Mum (of 2), wife, smoothie obsessed, organisational nerd and soon to be your greatest PLAYmate...the one that will share:

- play ideas with you
- the one that will support you in creating play systems and play spaces that fit YOUR life
- the playmate that will celebrate the PLAY wins with YOU and
- the one that will empower YOU to totally rock this motherhood PLAY gig thing - it's a REAL \*thing\*♡.

*play notes*

Thank you for choosing to shop with celebratePLAY. Your orders are a valuable part of this PLAY community.

I hope this resource is helpful when boosting daily play and nurturing the flow of PLAY in your home.

*erin xx*

**All PLAY activities shared by celebratePLAY require adult supervision at all times.**

This resource is for personal use only and is not to be sold, shared, redistributed in any form. If you love this resource as much as we do and would like your family and friends to have their own copy, please refer them to our website.

## Follow us on the socials

*facebook* - [www.facebook.com/groups/celebrateplay](http://www.facebook.com/groups/celebrateplay) and [www.facebook.com/groups/celebrateplay](http://www.facebook.com/groups/celebrateplay)

*instagram* - [www.instagram.com/celebrate\\_play](http://www.instagram.com/celebrate_play)

*website* - [www.celebrateplay.com.au](http://www.celebrateplay.com.au)




*shop* - [www.celebrateplay.com.au/shop](http://www.celebrateplay.com.au/shop)

Happy *play*ing!!






## ONE MORE + ONE LESS

Using pom poms or magnetic numbers, create the Numbers (value of) one less than or one more than the number shown in the centre.






## ONE MORE + ONE LESS

Using pom poms or magnetic numbers, create the Numbers (value of) one less than or one more than the number shown in the centre.






## ONE MORE + ONE LESS

Using pom poms or magnetic numbers, create the Numbers (value of) one less than or one more than the number shown in the centre.






## ONE MORE + ONE LESS

Using pom poms or magnetic numbers, create the Numbers (value of) one less than or one more than the number shown in the centre.






## ONE MORE + ONE LESS

Using pom poms or magnetic numbers, create the numbers one less than or one more than the number shown in the centre.



## ONE MORE + ONE LESS




Using pom poms or magnetic numbers, create the Numbers (value of) one less than or one more than the number shown in the centre.








## ONE MORE + ONE LESS

Using pom poms or magnetic numbers, create the Numbers (value of) one less than or one more than the number shown in the centre.






## ONE MORE + ONE LESS

Using pom poms or magnetic numbers, create the Numbers (value of) one less than or one more than the number shown in the centre.






## ONE MORE + ONE LESS

Using pom poms or magnetic numbers, create the Numbers (value of) one less than or one more than the number shown in the centre.






## ONE MORE + ONE LESS

Using pom poms or magnetic numbers, create the Numbers (value of) one less than or one more than the number shown in the centre.



## ONE MORE + ONE LESS

Using pom poms or magnetic numbers, create the Numbers (value of) one less than or one more than the number shown in the centre.



# about project play

chalk talk – preschoolers and early schoolers

Project PLAY is a digital learning platform that supports Mums of toddlers and pre schoolers in boosting daily play in the home with a daily plan and strategy in their back pocket.

When members join Project PLAY they receive access to:

- **Monthly Masterclasses**
- **Monthly Q+ A sessions**
- **Daily PLAY Plans**

(Monthly calendars with daily play prompts, step by step instructions and a resource list)

- **Project PLAY Packs**

(printables with mini projects to do together with little learners)

- **Mini Lessons**
- Access to the **success path** - a resource helping Mums take small steps forward in creating the playspace of their dreams
  - **BONUS Resources** – printables
  - **FB Community**

And everything all in the one place – your PLAY Portal

## Follow us on the socials + Join Project Play

facebook - [www.facebook.com/groups/celebrateplay](https://www.facebook.com/groups/celebrateplay) and [www.facebook.com/groups/projectplay](https://www.facebook.com/groups/projectplay)

instagram - [www.instagram.com/celebrate\\_play](https://www.instagram.com/celebrate_play)

website - [www.celebrateplay.com.au](https://www.celebrateplay.com.au)

shop - [www.celebrateplay.com.au/shop](https://www.celebrateplay.com.au/shop)

Happy *play*ing!!



chalk talk - preschoolers and early schoolers

# One more + One less

thank you to the following artists

Graphics and Fonts used: *pb skinnymocha*, **KG Blank Space Sketch**, JR Skinny Pete and PondFreeMe



*erin xx*

**All PLAY activities shared by celebratePLAY & Project PLAY require adult supervision at all times.**